



GENERAL PRACTICE ALERT STATE SITREP | 15.11.2024

LANCASHIRE & CUMBRIA DATA

GPAS STATUS

OPEL CONVERSION

CLINICAL ACTIVITY

RETURN RATE

OPEL

2

28/1000

39%

IMPORTANT FIGURES

363,717

MIN NUMBER OF PATIENTS COVERED BY AMBER + PRACTICES (1)

326,316

INDICATIVE NUMBER OF PATIENT CONTACTS IN GENERAL PRACTICE THIS WEEK (2)

LOCALITY DATA

	GPAS STATUS	OPEL STATUS	CLINICAL ACTIVITY	RETURN RATES
--	-------------	-------------	-------------------	--------------

Blackpool

2

23/1000

56%

Fylde & Wyre

2

39/1000

44%

Morecambe Bay

2

25/1000

42%

West Lancs

3

38/1000

47%

Greater Preston

2

40/1000

50%

Chorley & S. Ribble

Insufficient responses

East Lancs

2

19/1000

42%

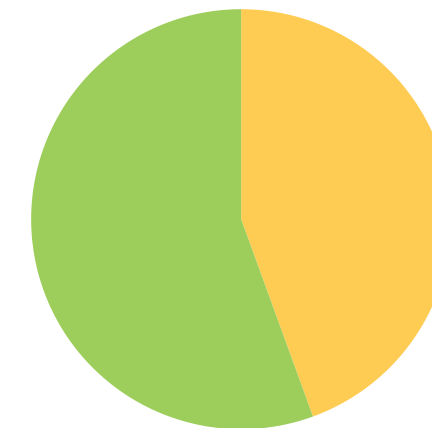
Blackburn W/Darwen

Insufficient responses

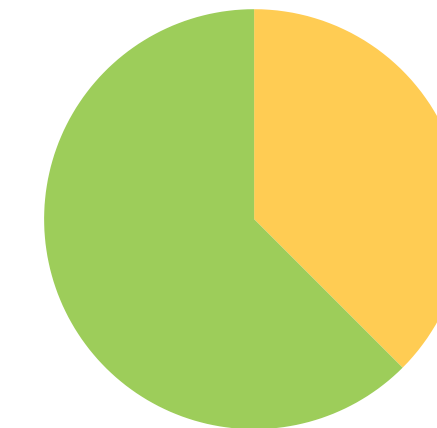
North Cumbria

Insufficient responses

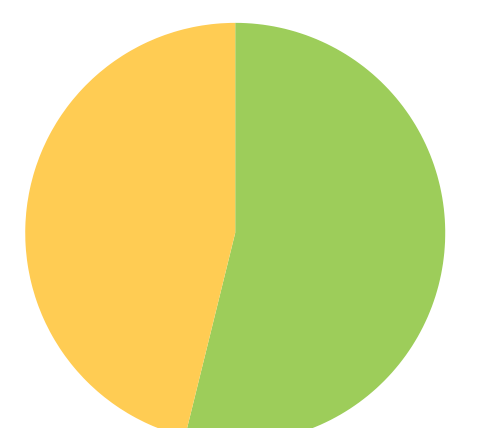
Blackpool



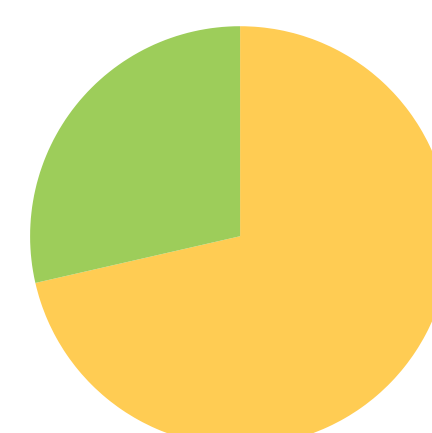
Fylde & Wyre



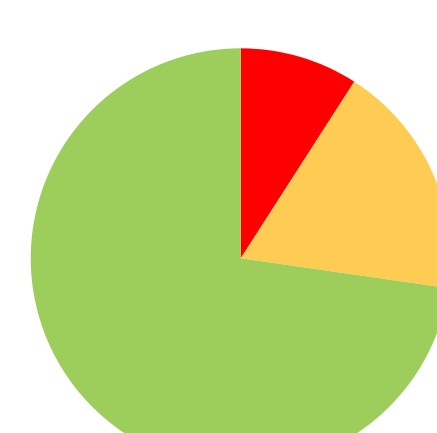
Morecambe Bay




West Lancs



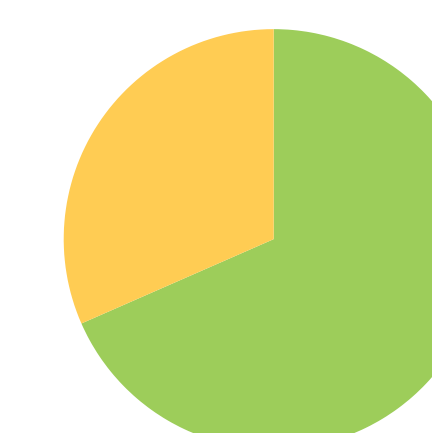
Greater Preston




Chorley & S. Ribble




East Lancs



Blackburn W/Darwen






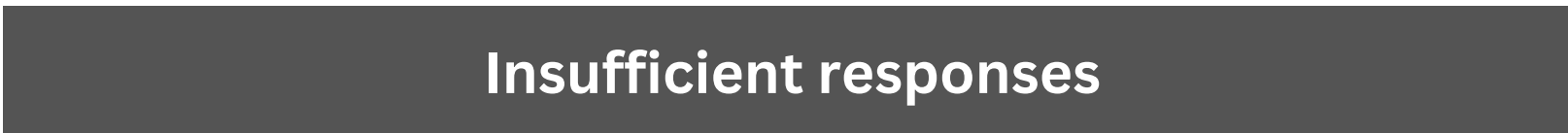

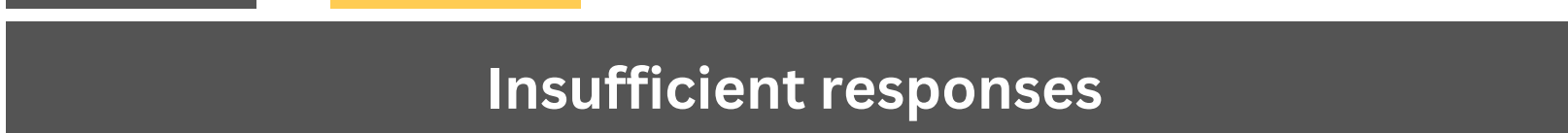



North Cumbria




A SELECTION OF THIS WEEK'S PRACTICE COMMENTS

GPAS CHANGE SINCE LAST SITREP

	Last SITREP	This Week	Trend	Note
Blackpool		2	↓	OPEL 3 to OPEL 2
Fylde & Wyre		2		
Morecambe Bay		2		
West Lancs		3	→	
Greater Preston		2	→	
Chorley & S. Ribble	 Insufficient responses			
East Lancs		2		
Blackburn W/Darwen	 Insufficient responses			
North Cumbria	 Insufficient responses			

A QUICK GUIDE TO THE GPAS STATES

-  **BLACK** Practice will fail within one month. Urgent system intervention required.
-  **RED** Sustainable in the short term. Needs system support.
-  **AMBER** Sustainable in the medium term (6 months max). Probably needs system support.
-  **GREEN** Fully Sustainable.

LMC NOTE:

Please continue to share your data with us so that we can ensure the system is aware of any capacity and demand concerns pertaining to General Practice.

(1) This figure is accurate and is the sum of the list sizes submitting from those Practices registering as amber, Red and Black
 (2) This figure is approximate and calculated by using the clinical activity figure for Lancashire & Cumbria multiplied by 5